GETT.ASIA

GETT Asia Ltd.

CLEANTYPE® PRIME SERIES

PANEL+ (WITH BACKLIGHT)

PANEL



SPECIAL FEATURES

- Adjustable brightness of backlight (PANEL+)
- 109 keys incl. num pad and track pad
- Match with surgical panel (wall mount)
- Excellent tactile feeling
- Integrated Clean Mode for cleaning
- EN60601-1-2 Ed 4 certified

SPECIFICATION

Number of keys:	109 (US-Layout)
Keyswitch technology:	Carbon contact
Switching cycles:	Approx. 2 mill. (per key)
Housing material:	Silicone
Housing color:	White & black
Backlight:	Blue color, 5-level adjustable brightness
Interfaces:	USB 2.0
Cable length:	15cm
Operating temperature:	0°C ~ +55°C
Storage temperature:	-30°C ~ +70°C
Dimensions:	365 (L) x 134 (W) x 14.2 (T) mm
Weight:	Approx. 415g
Warranty:	2 years
Certification:	EN60601-1-2 Ed 4, CE, FCC, RoHS, REACH

ORDER INFORMATION

Cat. No.	Product Description	Color	Layout
KSI-U10220	CLEANTYPE® PRIME PANEL+	White	US/DE/JP/KR/THAI
KSI-U10221	CLEANTYPE® PRIME PANEL	White	US/DE/JP/KR/THAI
KSI-U20220	CLEANTYPE® PRIME PANEL+	Black	US/DE/JP/KR/THAI
KSI-U20221	CLEANTYPE® PRIME PANEL	Black	US/DE/JP/KR/THAI

Other layouts, configurations and interfaces on request. Customized key function on request (Firmware update via USB)

GETT Gerätetechnik GmbH
Mittlerer Ring 1
08233 Treuen
Germany
Tel: +49 37468 660 0
E-Mail: info@gett-group.com
Internet: www.gett-group.com

GETT Asia Ltd.
Room 806-7, Kowloon Plaza
No. 485 Castle Peak Road
Kowloon, Hong Kong, China
Tel: +852 3461 9789
E-Mail: info@gett-asia.com
Internet: www.gett-asia.com

GETT Assembly (Asia) Co., Ltd.
401 & 501, Building 1, No.97, Fuyong Area 107 Road
Baishixia Community, Fuyong Street
Baoan District, Shenzhen, China
Tel: +86 755 2323 6358
E-Mail: info@gett-asia.com
Internet: www.gett-asia.com

gett-asia.com
gett-group.com

TECHNICAL DRAWING (IN MM)

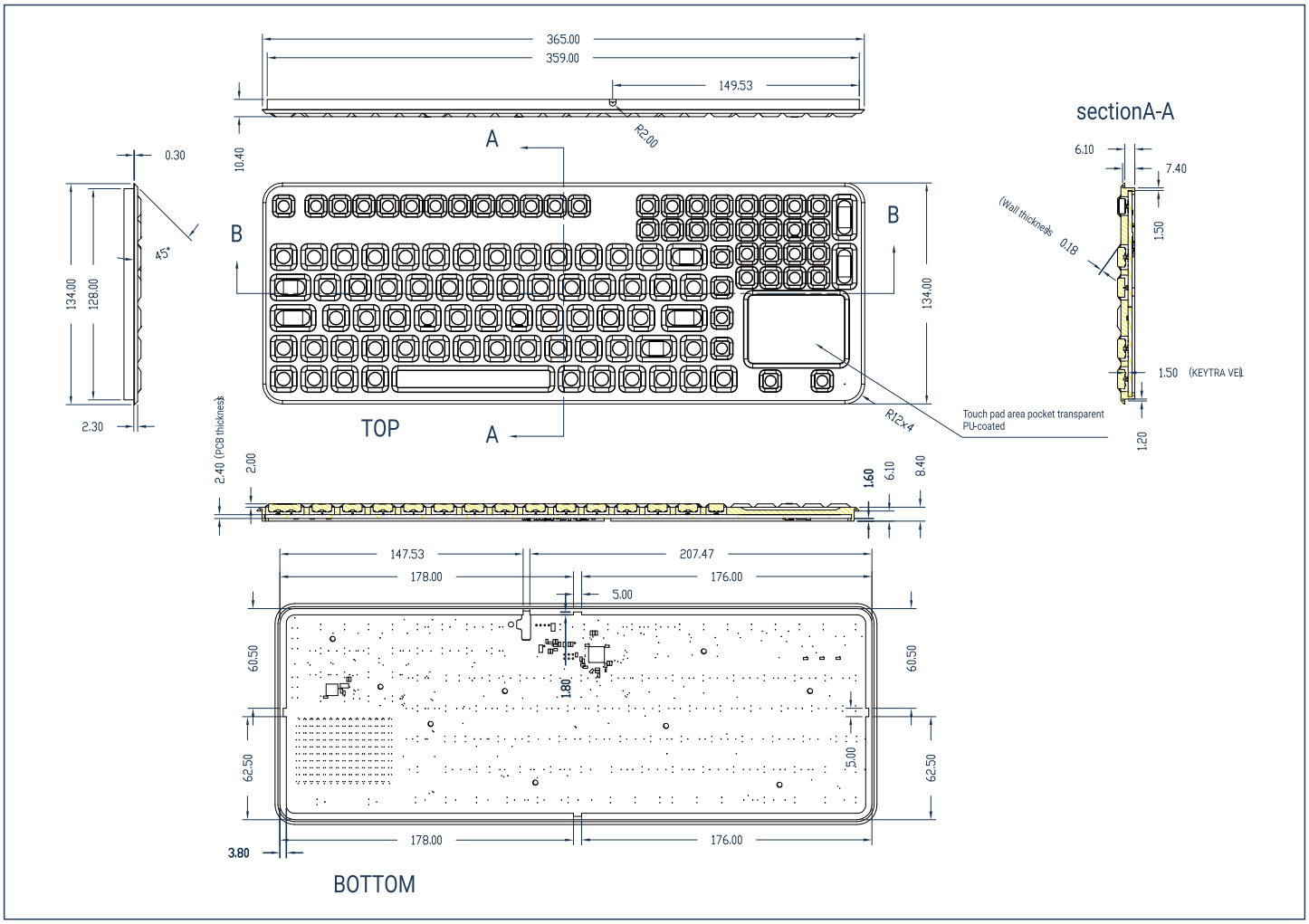

EN60601-1-2 ED 4 CERTIFIED

EN 60601-1-2Ed 4 applies to the basic safety and essential performance of Medical Equipment (ME) equipment and ME systems in the presence of electromagnetic disturbances and to electromagnetic disturbances emitted by ME equipment and ME systems.

SHORT OPERATING INSTRUCTIONS

Press and hold lock key for 5s to enable Clean Mode.
Clean Mode is indicated by breathing backlight.

Adjust backlight level with this button.
Five level can be adjusted including off.

CLEANING INSTRUCTION

For further details please refer to below link:
https://gett-group.com/en/gett-service/cleaning-and-material-resistances

GETT Gerätetechnik GmbH
Mittlerer Ring 1
08233 Treuen
Germany
Tel: +49 37468 660 0
E-Mail: info@gett-group.com
Internet: www.gett-group.com

GETT Asia Ltd.
Room 806-7, Kowloon Plaza
No. 485 Castle Peak Road
Kowloon, Hong Kong, China
Tel: +852 3461 9789
E-Mail: info@gett-asia.com
Internet: www.gett-asia.com

GETT Assembly (Asia) Co., Ltd.
401 & 501, Building 1, No.97, Fuyong Area 107 Road
Baishixia Community, Fuyong Street
Baoan District, Shenzhen, China
Tel: +86 755 2323 6358
E-Mail: info@gett-asia.com
Internet: www.gett-asia.com

gett-asia.com
gett-group.com

INSTALLATION RECOMMENDATION FOR GCQ PANEL KEYBOARDS



The keyboard is pre-certified according to the relevant EMC standards:

- IEC 60601-1-2: 2014 Medical electrical equipment - Part 1-2: General requirements for basic safety and essential performance - Collateral Standard: Electromagnetic disturbances - Requirements and tests
- IEC 61000-4-2, IEC 61000-4-3, IEC 61000-4-8

GETT Gerätetechnik GmbH
Mittlerer Ring 1
08233 Treuen
Germany
Tel: +49 37468 660 0
E-Mail: info@gett-group.com
Internet: www.gett-group.com

GETT Asia Ltd.
Room 806-7, Kowloon Plaza
No. 485 Castle Peak Road
Kowloon, Hong Kong, China
Tel: +852 3461 9789
E-Mail: info@gett-asia.com
Internet: www.gett-asia.com

GETT Assembly (Asia) Co., Ltd.
401 & 501, Building 1, No.97, Fuyong Area 107 Road
Baishixia Community, Fuyong Street
Baoan District, Shenzhen, China
Tel: +86 755 2323 6358
E-Mail: info@gett-asia.com
Internet: www.gett-asia.com

gett-asia.com
gett-group.com



The Prime panel is a built-in keyboard, it was tested "alone" reference to above EMC standard without taking the customer system into account.

The keyboard integrator is responsible for complying with their required standards for the overall system and cannot be guaranteed by the keyboard manufacturer.

For reasons of interference immunity, the reference potential of the installation / system must be considered when integrating the keyboard.

To ensure that the keyboard works properly, we recommend that you observe the following installation recommendation.

A distinction is made between two types of installation:

1. Insulated installation: IN CONDITION AS SUPPLIED, THIS CONNECTION IS ESTABLISHED BY THE SHIELD WIRE OF THE CONNECTING CABLE. IN CASE OF INSULATED MOUNTING NO FURTHER MEASURES ARE REQUIRED.

2. Installation in electrically conductive system parts: If installation in metal panels (machines, systems, control cabinets, process control systems, etc.) is intended, the shield connection of the keyboard cable on the keyboard side should be separated in order to avoid impermissible equalizing currents (ground loops) via the shield wire (hum) due to potential differences [1)].

Avoid excessive potential differences between the keyboard and the ground potential. For this reason, a potential equalization line is advisable. It should consist of a cable of sufficient cross-section and identification (green / yellow) between the system part of the built-in keyboard and the computer.

A soldering iron is required to unsolder the shield connection from the pad on the keyboard.

[1)] SUFFICIENT EQUIPOTENTIAL BONDING IS PARTICULARLY REQUIRED IN SYSTEMS BASED ON UPS (UNINTERRUPTED POWER SUPPLY) OF THE COMPUTER.

GETT Gerätetechnik GmbH
Mittlerer Ring 1
08233 Treuen
Germany
Tel: +49 37468 660 0
E-Mail: info@gett-group.com
Internet: www.gett-group.com

GETT Asia Ltd.
Room 806-7, Kowloon Plaza
No. 485 Castle Peak Road
Kowloon, Hong Kong, China
Tel: +852 3461 9789
E-Mail: info@gett-asia.com
Internet: www.gett-asia.com

GETT Assembly (Asia) Co., Ltd.
401 & 501, Building 1, No.97, Fuyong Area 107 Road
Baishixia Community, Fuyong Street
Baoan District, Shenzhen, China
Tel: +86 755 2323 6358
E-Mail: info@gett-asia.com
Internet: www.gett-asia.com

gett-asia.com
gett-group.com



Distances when installing in electrically conductive systems:

When installing in metal panels (machines, systems, control cabinets, process control systems, etc.), ensure that there is sufficient distance between the conductive parts and the keyboard circuit board.

The sufficient distance is defined by the system integrator following the necessary ESD test voltages requirement and the safety distances to electrically conductive components of the system.

If the distances are too short, the capacitive touchpad and the keyboard can be influenced and damaged.

USB cable:

To ensure stable USB operation, the shield and insulation (white color below) of the USB cable should not be stripped more than the default length of thin wires as keyboard manufacturer delivered [2].

Guide value here: a maximum of 25mm

[2] If you strip the cable more than the guide value (max 25mm), the USB system will get unstable.

GETT Gerätetechnik GmbH
Mittlerer Ring 1
08233 Treuen
Germany
Tel: +49 37468 660 0
E-Mail: info@gett-group.com
Internet: www.gett-group.com

GETT Asia Ltd.
Room 806-7, Kowloon Plaza
No. 485 Castle Peak Road
Kowloon, Hong Kong, China
Tel: +852 3461 9789
E-Mail: info@gett-asia.com
Internet: www.gett-asia.com

GETT Assembly (Asia) Co., Ltd.
401 & 501, Building 1, No.97, Fuyong Area 107 Road
Baishixia Community, Fuyong Street
Baoan District, Shenzhen, China
Tel: +86 755 2323 6358
E-Mail: info@gett-asia.com
Internet: www.gett-asia.com

gett-asia.com
gett-group.com





These are general installation recommendations provided by keyboard manufacturer. **It's important** to note that the necessary integration actions may differ depending on the system and must be ensured by the system integrator, considering the standards and regulations relevant for him.

GETT Gerätetechnik GmbH
Mittlerer Ring 1
08233 Treuen
Germany
Tel: +49 37468 660 0
E-Mail: info@gett-group.com
Internet: www.gett-group.com

GETT Asia Ltd.
Room 806-7, Kowloon Plaza
No. 485 Castle Peak Road
Kowloon, Hong Kong, China
Tel: +852 3461 9789
E-Mail: info@gett-asia.com
Internet: www.gett-asia.com

GETT Assembly (Asia) Co., Ltd.
401 & 501, Building 1, No.97, Fuyong Area 107 Road
Baishixia Community, Fuyong Street
Baoan District, Shenzhen, China
Tel: +86 755 2323 6358
E-Mail: info@gett-asia.com
Internet: www.gett-asia.com

gett-asia.com
gett-group.com